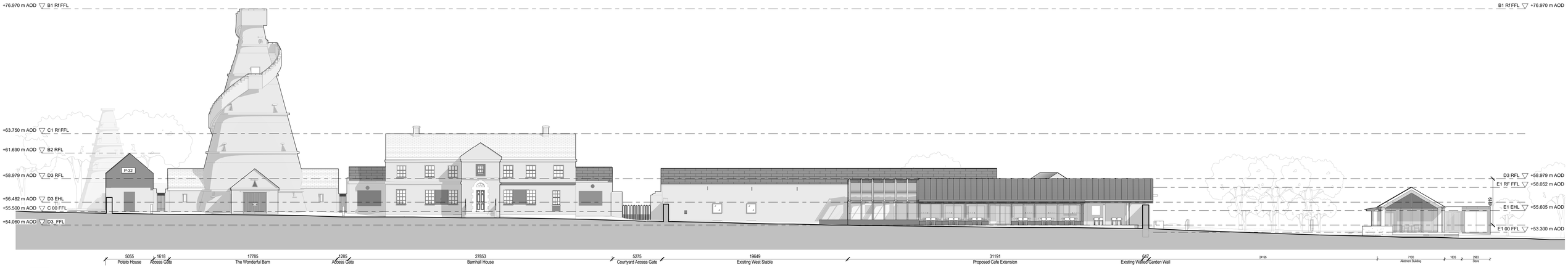

01 00-SW-ME-A-Proposed Site Elevation-01 . 1 : 200

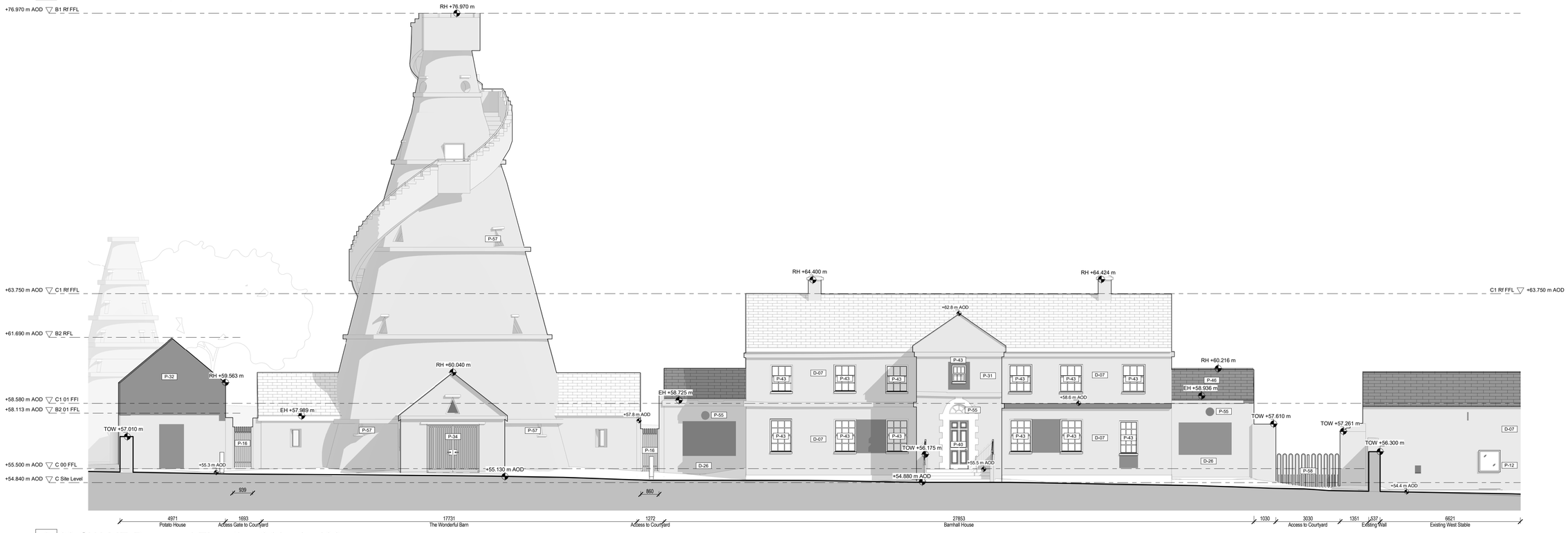

2 00-SW-ME-Proposed Elevation-01A . 1 : 100

3 00-SW-ME-Proposed Elevation-01B . 1 : 100

Keynote Proposed

Key Value	Keynote Text
P-01	New insulated ground floor slab with under-floor heating. Buff/polished concrete finish
P-04	New internal door
P-05	New lightweight metal or timber frame internal partitions
P-06	New first floor/loft space. Steel & timber floor structure in accordance with structural engineer's details
P-08	Existing ceiling to be insulated between joists and on top, roof space to be well ventilated with the introduction of vents in the slates if not already in place.
P-09	New timber frame fixed or opening casement windows (as indicated on elevation drawings) to existing opening
P-12	New metal frame entrance door/window assembly
P-13	New timber frame glazed entrance door in existing opening
P-16	New metal gate/door to courtyard area
P-21	Cooling tower and outdoor heat-pump units in accordance with M&E details, within new louvred enclosure
P-24	New aluclad metal curtain walling to café façade
P-31	New timber clad insulated timber frame stud wall construction
P-32	New timber frame stud walls
P-34	New aluclad timber entrance door
P-35	New timber clad vented external storage area gates/ doors
P-36	New timber post and beam external frame to covered area per SE specification
P-37	50mm Diathonite render internally
P-38	New aluclad timber glazed door
P-40	New solid panelled timber door per elevation inkeeping with existing doors
P-41	Galvanised structural mild steel stair with antislip steps per SE spec
P-42	Galvanised mild steel railing per SE spec
P-43	New timber sash windows with slimline double glazed units (as indicated on elevation drawings) to existing opening
P-44	New cast in situ concrete bench
P-45	New cast in situ ramp Part M compliant
P-46	Reinstate insulated pitched slate roofs as per elevation drawings
P-47	New floor boards to be laid and floor joists replaced only where required subject to SE spec during detailed design phase
P-48	New concrete blockwork wall per SE spec
P-49	Square masonary structural columns per SE spec
P-50	glulam structural columns per SE spec
P-51	new insulated standing seam red zinc roof
P-52	new insulated slate roof roof
P-54	new lime based render
P-55	New wooden conservation grade opening inkeeping with original proportions
P-57	Repair steel windows
P-58	Repair and reinstate original metal gate

Part 8

Revision	Date	Description	Issued	Checked
P1	31.05.2024	Part 8 Planning Application to Kildare County Council	AOD	DM
P2	04.06.2024	Part 8 Planning Application Revisions		

Client Logo

Comhairle Contae Chill Dara
Kildare County Council

Notes

Do not scale drawings. All dimensions should be checked on site. Errors to be reported to Architect. To be read in conjunction with all relevant Architect's services and engineer's drawings. Contractors, sub-contractors and suppliers must verify any critical dimensions on site prior to fabrication of any building element. Any discrepancies are to be reported to the Architect. This drawing should be read in conjunction with all relevant specifications, engineers and specialist consultant's information. Any discrepancies must be reported prior to installation.
No information in this drawing/specification should be interpreted as design related to fire safety or fire performance. As required by the Professional Indemnity market we exclude any liability whatsoever for the fire safety of buildings, products, materials or systems and assume these will be by others such as a Fire Engineer and Specialist Contractor Design.

Copyright

Copyright Metropolitan Workshop LLP
No implied license exists. This drawing should not be used to calculate areas for the purpose of valuation. Do not scale this drawing. All dimensions to be checked on site by the contractor and such dimensions to be their (his/her) responsibility. All work must comply with the relevant British Standards and Building Regulations. Drawing's error and omissions to be reported to the architect.
This drawing was prepared in part, based on survey information provided by others. Whilst this information is believed to be reliable, Metropolitan Workshop assumes no responsibility for the accuracy of this information or any errors or omissions that may have been incorporated into it as a result of incorrect information provided by others.

Key

Existing Fabric
Proposed Fabric

Building A1 - North Dovecote
Building A2 - South Dovecote
Building B1 - The Wonderful Barn
Building B2 - Potato House
Building C - Barnhall House
Building D1 - East Stable
Building D2 - West Stable
Building D3 - Cafe Extension
Building E - Allotment Facilities
Courtyard 1
Courtyard 2
Courtyard 3

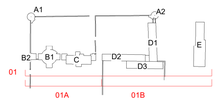

Metropolitan Workshop

Metropolitan Workshop
Tower 2, Fumbally Lane, Dublin
D08 N2N8

00 353 (0)1 531 4889
www.metwork.ie

Project:	The Wonderful Barn
Client:	Kildare County Council
Location	Leixlip, Co. Kildare
Title:	Proposed Elevation 01
Date:	04.06.2024
Scale:	As indicated @ A1

Drawing Number:	Project	Originator	Volume	Level	Type	Role	Reference	Suitability	Revision
	2123	MET	ZZ	ZZ	DR	A	102001	S4	P2

MW BIM Suitability Codes: A1, A2, An, etc. – Approved and accepted as Stage Complete, B1, B2, Bn, etc. – Partially signed-off, CR – As Construction Record documentation, S0 - Initial status or WIP, S1 - Suitable for Coordination, S2 - Suitable for Information, S3 - Suitable for Review & Comment, S4 - Suitable for Stage Approval, S6 – Suitable for PIM Authorisation (Information Exchanges 1-3), S7 – Suitable for AIM Authorisation (Information Exchange 6)